

MFS100/125PF

MAYTAG® COMMERCIAL
ENERGY ADVANTAGE™
SOFT-MOUNT HIGH-SPEED EXTRACTOR



LEGENDARY MAYTAG DEPENDABILITY

Maximizing your equipment investment for over a half century.



MICROPROCESSOR CONTROLS

Maytag® microprocessor controls offer 15 preprogrammed cycles, plus the capability to create multiple unique cycles. Also, one-touch cycle selection and multilingual readouts make these controls easy for everyone to operate.

CHEMICAL INJECTION SYSTEM

Designed to make chemical installation faster, simpler and more precise, the Maytag® Commercial Laundry Chemical Injection System features easy-access connections on the outside of the machine. This eliminates the need for having to open up the washer on routine visits. This system also provides chemical supply companies and the machine's users with clear visibility on how detergent, bleach, softener and other chemicals are being dispersed.

BIG-LOAD PERFORMANCE, FLEXIBLE INSTALLATION

Maytag® soft-mount, high-speed extractors feature a suspension system that allows for more flexibility and does not require special foundations for installations.

FOR YOUR OPERATION:

- Inverter Drive Technology For Longer Life
- Up to 350 G's In Final Spin,* Reducing Dry Time
- Easy-To-Operate Microprocessor Controls
- Adjustable Water Temperatures And Levels
- Manual 5-Bay Detergent And Softener Dispenser
- Ability To Use Powdered Or Liquid Chemical Supply
- Eight Chemical Supply Signals
- Two Extra-Large Drain Valves For Faster Draining
- Extra-Large Door And Handle

BUILT-TO-LAST™ FEATURES:

- Heavy-Duty Latch And Door Handle
- Durable Sealed Bearings
- Rugged Frame And Cabinet
- Easy Service Access

* Maytag Commercial front-load washer compared to commercial top-load washer. Individual savings may vary.



Model MFS125PF shown.

LAUNDRY SOLUTIONS
YOU CAN *DEPEND* ON.

SPINS UP TO
350 G'S TO EXTRACT
MORE WATER

EASY TO USE
EXTERNAL HOOKUPS
FOR CHEMICAL INJECTION

visit maytagcommerciallaundry.com
or call 800-662-3587



OUR COMMITMENT TO DEPENDABLE QUALITY

At Maytag, we believe durable goods should remain just that. That's why every Maytag® product is constructed of the highest-quality materials and with the utmost in precision craftsmanship. It's also why we stand behind our equipment with solid service and support from our professional Maytag laundry suppliers. Simply put, when you choose Maytag® products, you ensure your peace of mind.



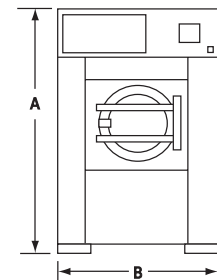
MFS100/125PF MAYTAG® COMMERCIAL ENERGY ADVANTAGE™ SOFT-MOUNT HIGH-SPEED EXTRACTOR

Maytag® Commercial Energy Advantage™ Soft-Mount High-Speed Extractor

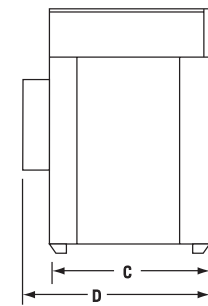
MICROPROCESSOR CONTROL

WASHER SPECIFICATIONS		
MODEL	MFS100PF	MFS125PF
MOTOR		
Inverter drive	•	•
Variable speed	•	•
HP (kw)	8 (6.0)	8 (6.0)
Voltage	208 – 240V Three-Phase	208 – 240V Three-Phase
BREAKER SIZE — amps	40	40
SPEED		
Wash speed — rpm	38	38
Extract speed — maximum rpm	830	830
Extract speed — maximum g-force	350	350
WATER INLET/HOSE		
Water inlet — BSP in. (mm)	1 (25.4)	1 (25.4)
Operating pressure — psi (bar)	14.5 – 116 (1 – 8)	14.5 – 116 (1 – 8)
Number of drain hoses	2	2
Drain size — in. (mm)	3 (76) O.D.	3 (76) O.D.
CAPACITY		
Lbs. (kg) dry weight	100 (45)	125 (57)
Cylinder volume — cu. ft. (liters)	14.2 (402)	18.3 (518)
Cylinder diameter — in. (mm)	36 (914)	36 (914)
Cylinder depth — in. (mm)	24 (610)	31 (790)
CABINET		
Stainless Steel	•	•
APPROXIMATE WEIGHT		
Crated — lbs. (kg)	3,748 (1700)	3,902 (1770)
Uncrated — lbs. (kg)	3,439 (1560)	3,594 (1630)
DIMENSIONS		
A) Height — in. (mm)	75 (1905)	75 (1905)
B) Width — in. (mm)	47 (1194)	47 (1194)
C) Depth — in. (mm)	52.05 (1321)	59.13 (1502)
D) Depth including door handle and air vent on back — in. (mm)	56.3 (1430)	63.4 (1610)
Door opening — in. (mm)	21.3 (541)	21.3 (541)

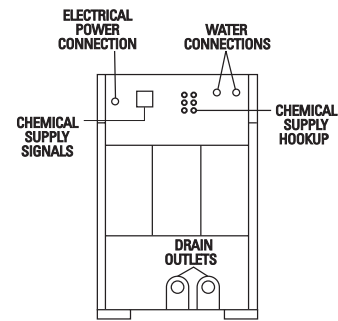
See specific instructions for proper installation. Because of continuous product improvement, Maytag reserves the right to change specifications without notice.



FRONT VIEW



SIDE VIEW



BACK VIEW



NEW YORK CITY
M.E.A.



MAYTAG® LIMITED WARRANTY 3 YEARS — ALL PARTS; 5 YEARS — SHELL, WELDED FRAME ASSEMBLY, BASKET, SHAFT ASSEMBLY, BEARINGS AND SEALS

For a period from the date of original purchase through the time listed above, the designated parts that fail in normal commercial use will be repaired or replaced free of charge for the part itself, with the owner paying all other costs, including labor, transportation and customs duty. Chemical damage is excluded from all warranty coverage. See complete warranty for details.

For more information and pricing, contact:

Equipment Marketers

100 Melrose Avenue
Cherry Hill, NJ 08003

Phone: 800.223.1376
Fax: 856.428.5477

www.equipmentmarketers.net maytag@equipmentmarketers.net